

**OSNE-02-L**

↓ 1,80 m  
↔ 0,92 m  
↓ 0,82 m  
⚖ 56,0 kg  
⚡ 44 W



**OSGM-02-L**

↓ 1,15 m  
↔ 1,15 m  
↓ 0,75 m  
⚖ 50,0 kg  
⚡ 37 W

**OSNE-02-L**

↓ 1,80 m  
↔ 0,92 m  
↓ 0,82 m  
⚖ 56,0 kg  
⚡ 44 W



**ODMX-02-L**

↓ 2,50 m  
↔ 1,20 m  
↓ 1,15 m  
⚖ 89,5 kg  
⚡ 122 W

**ODMV-02-L**

↓ 2,00 m  
↔ 1,13 m  
↓ 0,95 m  
⚖ 75,5 kg  
⚡ 100 W

**ODMM-02-L**

↓ 1,65 m  
↔ 0,90 m  
↓ 0,78 m  
⚖ 57,0 kg  
⚡ 60 W



**OKUV-02-L**

↓ 1,80 m  
↔ 0,70 m  
↓ 0,70 m  
⚖ 8,90 kg  
⚡ 64 W



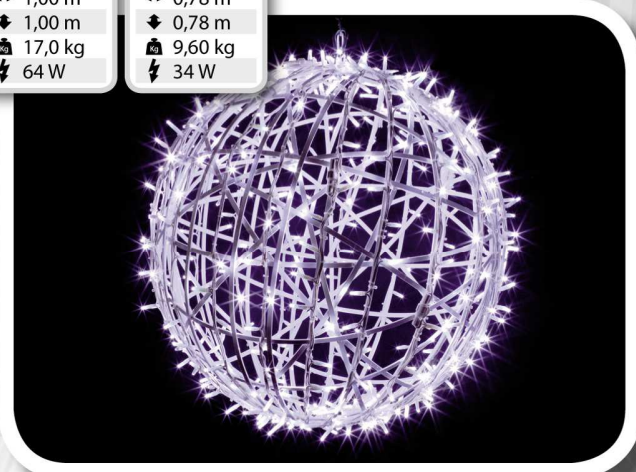
**OPIK-02-L**

↓ 2,15 m  
↔ 0,95 m  
↓ 0,95 m  
⚖ 65,5 kg  
⚡ 55 W



**OGUV-02-L**

↓ 1,00 m  
↔ 1,00 m  
↓ 1,00 m  
⚖ 17,0 kg  
⚡ 64 W



**OGUM-02-L**

↓ 0,78 m  
↔ 0,78 m  
↓ 0,78 m  
⚖ 9,60 kg  
⚡ 34 W


**OMV-01-L**

↓ 0,40 m  
↔ 0,79 m  
↓ 0,25 m  
⚖ 3,4 kg  
⚡ 14 W



**D405**

↓ 2,45 m  
 ↔ 1,01 m  
 📦 11,00 kg  
 ⚡ 85,00 W




**D406**

↓ 2,45 m  
 ↔ 1,01 m  
 📦 11,00 kg  
 ⚡ 85,00 W




**D407**

↓ 1,54 m  
 ↔ 0,82 m  
 📦 9,00 kg  
 ⚡ 66,00 W



**D408**

↓ 1,54 m  
 ↔ 0,82 m  
 📦 8,90 kg  
 ⚡ 62,00 W




**D409**

↓ 1,50 m  
 ↔ 0,80 m  
 📦 9,00 kg  
 ⚡ 64,00 W



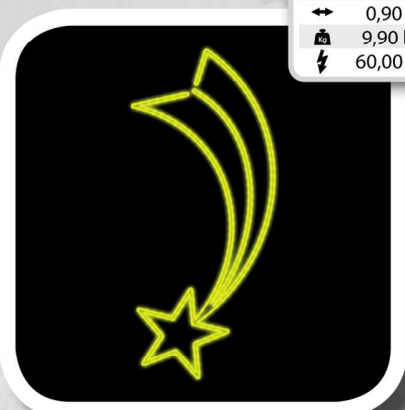
**D410**

↓ 2,10 m  
 ↔ 1,00 m  
 📦 10,00 kg  
 ⚡ 60,00 W




**D411**

↓ 2,00 m  
 ↔ 0,90 m  
 📦 9,90 kg  
 ⚡ 60,00 W



**D412**

↓ 1,20 m  
 ↔ 0,90 m  
 📦 8,00 kg  
 ⚡ 48,00 W



**D413**

↓ 1,20 m  
 ↔ 0,90 m  
 📦 8,30 kg  
 ⚡ 56,00 W



**D414**

↓ 1,20 m  
 ↔ 1,00 m  
 📦 8,20 kg  
 ⚡ 44,00 W




**D415**

↓ 1,00 m  
 ↔ 1,10 m  
 📦 9,50 kg  
 ⚡ 80,00 W

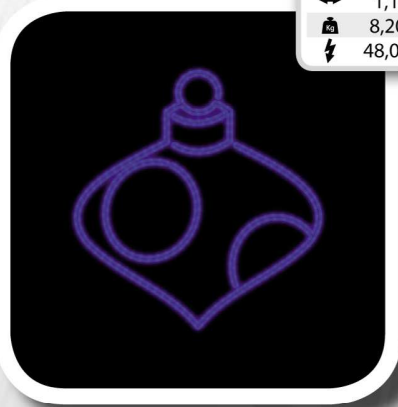


**D416**

↓ 1,10 m  
 ↔ 1,30 m  
 📦 9,30 kg  
 ⚡ 68,00 W



**D417**  
 ↓ 1,20 m  
 ↔ 1,10 m  
 📦 8,20 kg  
 ⚡ 48,00 W



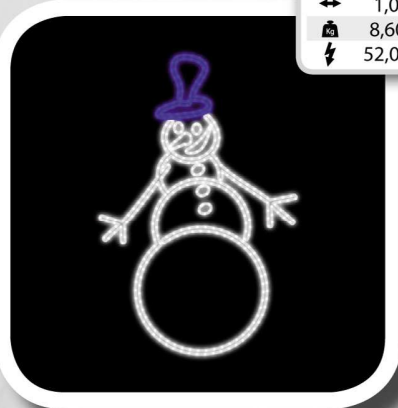
**D418**  
 ↓ 1,20 m  
 ↔ 1,10 m  
 📦 8,50 kg  
 ⚡ 60,00 W



**D419**  
 ↓ 1,20 m  
 ↔ 1,10 m  
 📦 8,30 kg  
 ⚡ 52,00 W



**D420**  
 ↓ 1,50 m  
 ↔ 1,00 m  
 📦 8,60 kg  
 ⚡ 52,00 W



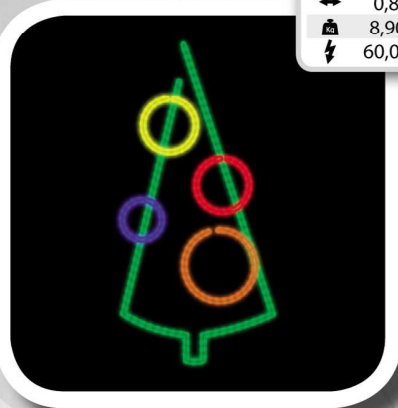
**D421**  
 ↓ 1,60 m  
 ↔ 1,20 m  
 📦 9,20 kg  
 ⚡ 64,00 W



**D422**  
 ↓ 1,60 m  
 ↔ 1,30 m  
 📦 9,60 kg  
 ⚡ 76,00 W




**D423**  
 ↓ 1,60 m  
 ↔ 0,80 m  
 📦 8,90 kg  
 ⚡ 60,00 W




**D424**  
 ↓ 1,60 m  
 ↔ 1,00 m  
 📦 9,20 kg  
 ⚡ 96,00 W



**D425**  
 ↓ 1,60 m  
 ↔ 1,20 m  
 📦 9,40 kg  
 ⚡ 100,00 W



**D426**  
 ↓ 1,50 m  
 ↔ 1,20 m  
 📦 8,50 kg  
 ⚡ 56,00 W



**D427**  
 ↓ 1,50 m  
 ↔ 1,30 m  
 📦 8,60 kg  
 ⚡ 60,00 W



**D428**  
 ↓ 1,40 m  
 ↔ 1,00 m  
 📦 8,20 kg  
 ⚡ 52,00 W



**D429**  
 ↓ 1,30 m  
 ↔ 0,70 m  
 📦 8,00 kg  
 ⚡ 40,00 W

